



# EDF PRESENTATION

OCTOBER 2024



# DISCLAIMER

This presentation is for information purposes only and does not constitute or form part of a prospectus or any offer or invitation for the sale or issue of, or any offer or inducement to purchase or subscribe for, or any solicitation of any offer to purchase or subscribe for any shares or other securities in the Company in France, the United Kingdom, the United States or any other jurisdiction. Any offer of the Company's securities may only be made in France pursuant to a prospectus having received the approval of the AMF or, outside France, pursuant to an offering document prepared for such purpose. The information does not constitute any form of commitment on the part of the Company or any other person. Neither the information nor any other written or oral information made available to any recipient, or its advisers will form the basis of any contract or commitment whatsoever. In particular, in furnishing the information, the Company, its affiliates, shareholder, and directors, officers, advisers, employees or representatives undertake no obligation to provide the recipient with access to any additional information.

This Presentation contains certain financial measures that are not defined or recognised under IFRS, including EBITDA, net income excluding non-recurring items and Net Debt / EBITDA ratio (collectively, "Non-IFRS Financial Measures"). These Non-IFRS Financial Measures are not defined under IFRS and other companies may calculate such measures differently or may use such measures for different purposes than the Company does, limiting the usefulness of such measures as comparative measures. Prospective investors should not consider these Non-IFRS Financial Measures in isolation, as an alternative to measures defined under IFRS, as an indication of operating performance, as a measure of the Company's liquidity or profitability, or as a comparable measure of performance to such figures published by other companies.

This presentation contains forward-looking statements or information. While EDF believes that the plans, objectives, forecasts and expectations reflected in these forward-looking statements are based on reasonable assumptions at the time they were made, these assumptions are fundamentally uncertain and imply a certain amount of risk and uncertainty which is beyond the control of EDF, that could cause actual results to materially differ from such plans, objectives, forecasts and expectations expressed in such forward-looking statements. EDF cannot guarantee that these assumptions will materialise. In addition, future events and actual financial and other outcomes may differ materially from the assumptions used in these forward-looking statements, including, and not limited to, potential timing differences and the completion of transactions described therein.

Risks and uncertainties (notably linked to the economic, financial, competition, regulatory and climate backdrop) may include changes in economic and business trends, regulations, as well as those described or identified in the publicly-available documents filed by EDF with the French financial markets authority (AMF), including those presented in Section 2.2 "Risks to which the Group is exposed" of the EDF Universal Registration Document (URD) filed with the AMF on 4 April 2024 (under number D.24-0238), which may be consulted on the AMF website at [www.amf-france.org](http://www.amf-france.org) or on the EDF website at [www.edf.fr](http://www.edf.fr) and the activity report at December 31, 2023, available online on the EDF website.

EDF and its affiliates do not undertake nor do have any obligation to update forward-looking information contained in this presentation to reflect any unexpected events or circumstances arising after the date of this presentation.

# EDF PRESENTATION

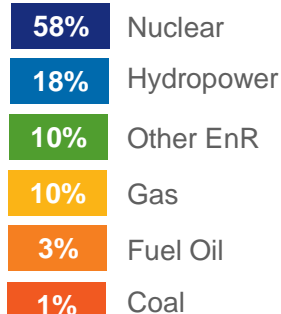
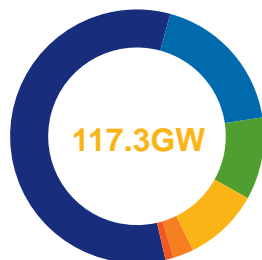
A world leader in generating carbon-free electricity, constantly available on demand




# EDF GROUP 2023 KEY FIGURES

## Operational figures as of end 2023

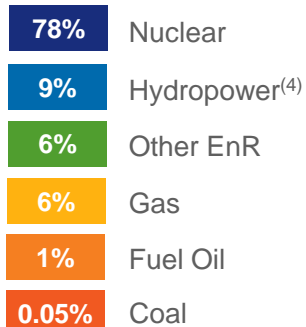
- **40.9 million** customer sites
- **117.3GW** installed capacity<sup>(1)</sup>



- **467.6TWh** electricity output<sup>(2)</sup>



93%  
decarbonised  
generation<sup>(8)</sup>



- **179,550** employees

o/w. ~66,000 at EDF SA, ~ 40,000 at Enedis, ~18,000 at Framatome, ~ 21,000 at Dalkia, ~ 11,600 at EDF Energy, ~6,000 at Edison & ~5,000 at EDF Renewables

## 2023 Financials

- Sales: **€139.7bn**
- **EBITDA: €39.9bn**
- Net income excluding non-recurring items<sup>(5)</sup>: **€18.5bn**
- **Net investments<sup>(6)</sup>: €19.1bn**
- **Net financial debt : €54.4bn**  
Green bonds issued on 2013-2023: **~€11bn**
- **Ratings<sup>(7)</sup>: BBB positive (S&P) / Baa1 stable (Moody's) / BBB+ stable (Fitch)**

## EDF, the world leader in low-carbon electricity generation

- **Carbon intensity: 37gCO<sub>2</sub>/kWh**
- **First producer worldwide** of zero direct CO<sub>2</sub> emission electricity<sup>(8)</sup>.
- **EDF's trajectory validated by Moody's** as in line with a 1.5°C global warming scenario<sup>(9)</sup>
- **4gCO<sub>2</sub>eq/kWh**: carbon footprint of nuclear life-cycle <sup>(10)</sup>

(1) Consolidated capacities of EDF Group.

(2) Output from fully consolidated entities.

(3) Direct carbon emissions related to generation, excluding life cycle assessment of generation means and fuels.

(4) Hydro output including pumping and sea energy.

(5) Net income excluding non-recurring items is not defined by IFRS standards, also see note 19.1 of the consolidated financial statements.

(6) Total net investments including acquisitions.

(7) Sources: rating agencies as of 25/07/2024.

(8) Enerdata Power Plant [Tracker](#) in 2022 (latest publication).

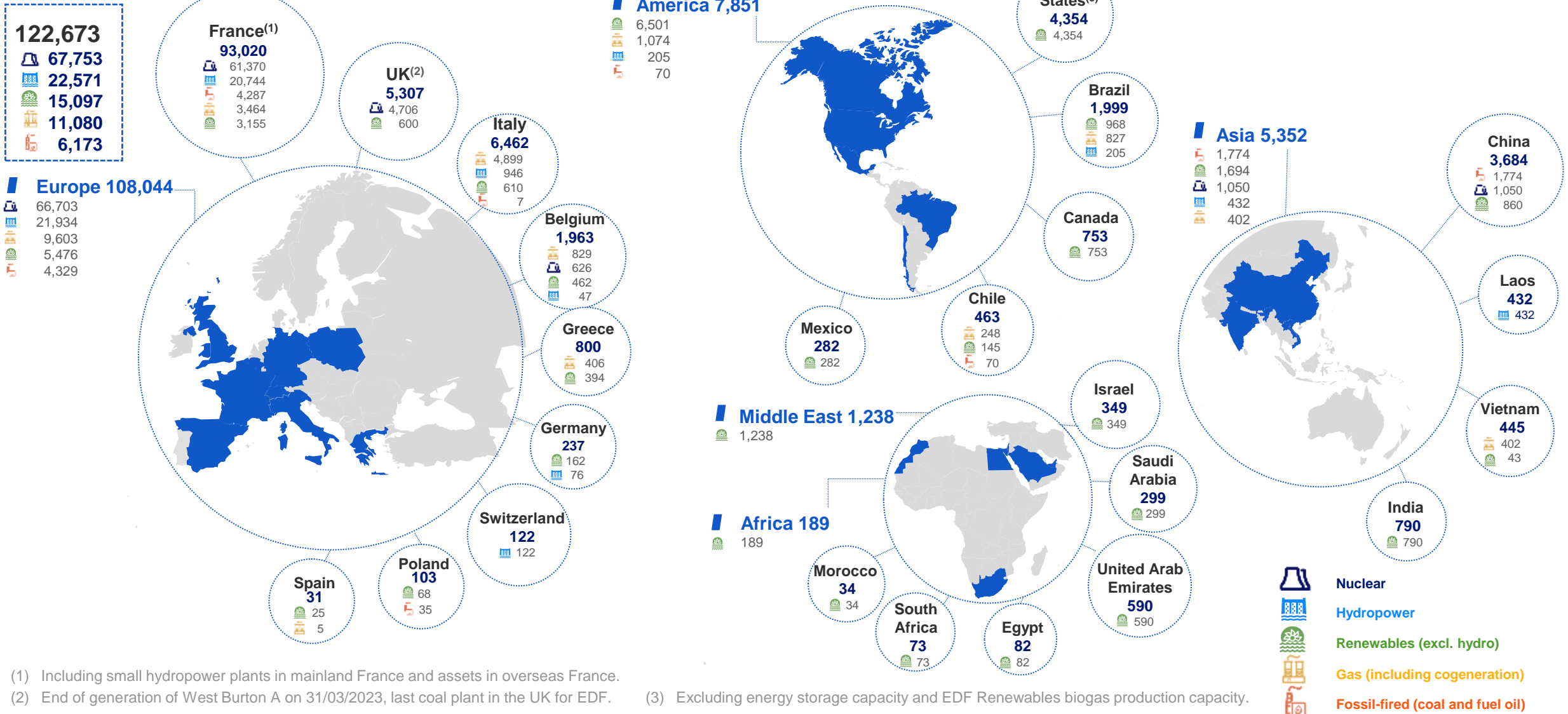
(9) Net Zero Assessment [report](#).

(10) 2022 [Life Cycle Analysis Report](#) (latest publication).

# EDF GROUP'S NET INSTALLED CAPACITY BY COUNTRY AT END-2023

Net capacity according to EDF's percentage ownership in Group companies, including associates and joint ventures.

In MW



(1) Including small hydropower plants in mainland France and assets in overseas France.

(2) End of generation of West Burton A on 31/03/2023, last coal plant in the UK for EDF.

(3) Excluding energy storage capacity and EDF Renewables biogas production capacity.



# 1 RAISON D'ÊTRE<sup>(1)</sup>, 4 PILLARS, 16 CSR COMMITMENTS

To build a net zero energy future with electricity and innovative solutions and services, to help save the planet and drive wellbeing and economic development



(1) EDF's Raison d'être, approved by the Shareholders' Meeting of 07/05/2020.

(2) Priority SDGs as defined in WBCSD public report: "An SDD Roadmap for Electric Utilities".

# BUILDING THE ELECTRICITY SYSTEM OF TOMORROW

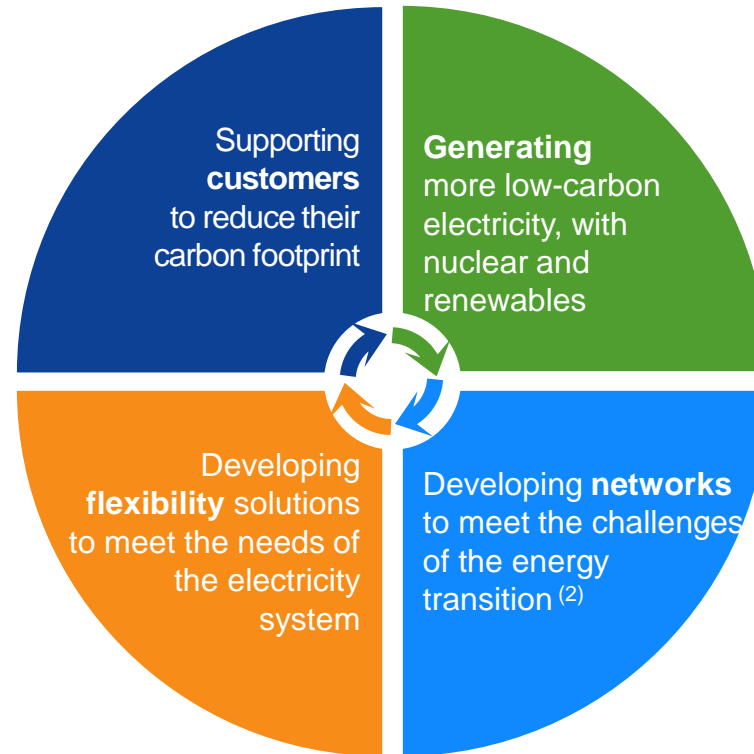
“AMBITIONS 2035”: A PROJECT OF DEVELOPMENT, PERFORMANCE AND TRANSFORMATION OF EDF

## Customers:

- Be a leader in integrated decarbonisation solutions<sup>(1)</sup>, notably by accelerating the electrification of customer uses as a substitute for fossil uses

## Flexibility:

- Decarbonisation of flexible generation assets, storage facilities (hydropower and batteries), monitoring of electric vehicles, customer load shedding



## Low carbon generation:

- Maximise the availability of the existing nuclear fleet and industrialise the construction programme for new reactors
- Accelerate the development of renewable energies (including hydropower)
- Develop projects through business models maximising our impact

## Networks:

- Modernisation and digitalisation of distribution networks and increase in connections for new system users (renewable energy, charging stations)

**Strengthening our position as a leader in the European energy sector  
in line with the general interest of France and the countries in which EDF operates**

(1) Marketing, installation and services in the building, industry and transport sectors.

(2) In France, the public distribution network is managed independently by Enedis.

# A COMMITMENT TO LOW-CARBON GROWTH

## First producer worldwide of zero direct CO<sub>2</sub> emission electricity<sup>(1)</sup> (434TWh)

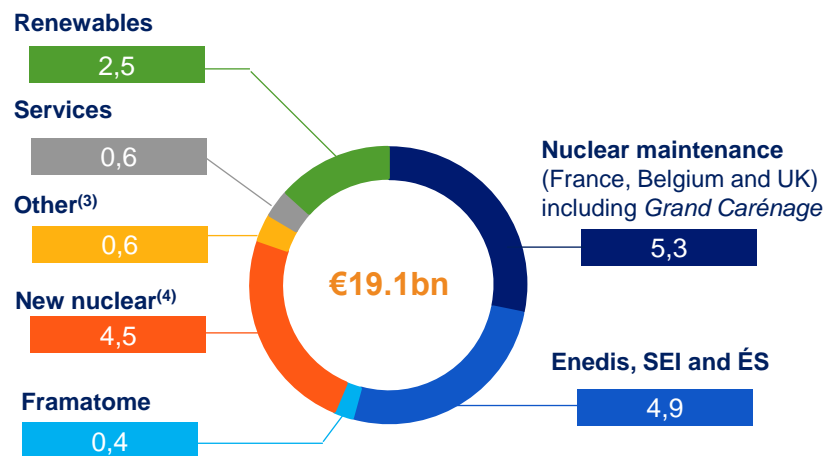
93% decarbonised generation<sup>(2)</sup> thanks to nuclear 78% & renewables 15%

### Renewable energy leader in Europe

Installed renewable capacity of 47GW gross worldwide at end-2023 with a target of **100GW gross in 2030**

## First energy company investor – 95% of the net investments are made in accordance with its carbon neutrality target

End-2023 (in €bn)



99% of EDF R&D's operating budget in France is dedicated to decarbonation and energy systems transition

## Nuclear & renewable pipeline of projects

- Nuclear projects



France :

**EPR2 to be developed**



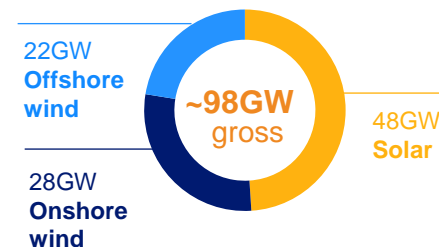
UK :

**Hinkley Point C (3.26GW under construction)**

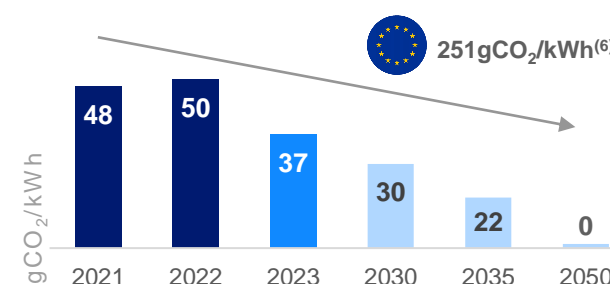
**Sizewell C (3.26GW under development)**

- SMR & international EPR projects

- A large portfolio of renewable projects – end-2023



## Target: net zero CO<sub>2</sub> emissions by 2050<sup>(5)</sup> & new ambitions



Carbon intensity more than 6x lower than European average

(1) Enerdata Power Plant Tracker in 2022 (latest publication).

(2) Direct carbon emissions related to generation, excluding life cycle assessment of generation means & fuels.

(3) Mainly thermal maintenance, gas, property, central functions.

(4) Including HPC, Flamanville 3 and EPR2.

(5) For the 3 scopes.

(6) EU 27 value in 2022, European Environment Agency.





# EDF, A COMPANY COMMITTED TO PROTECTING THE CLIMATE



Since the Paris Agreement, EDF developed its actions and commitments dedicated to climate: committing to its direct and indirect emissions, developing its governance and keeping its leader position in CDP Climate.

## NET ZERO TRAJECTORY



TCFD

Commitment to decreasing the emissions of scope 1

**-40%**



FRENCH BUSINESS CLIMATE PLEDGE



Well below 2°



A- Water Security 2020 Niveau leadership



CLIMATE

A- Water Security 2020 Niveau leadership

Transition Pathway Initiative (4)

- 2025 short-term alignment
- 2035 medium-term alignment
- "1.5 degrees"
- 2040-50 long-term alignment
- "Below 2 Degrees"



First climate resolution submitted to the General Assembly

Carbon intensity: 37gCO<sub>2</sub>/kWh

EDF Group raises its ambition to limit CO<sub>2</sub> emissions

Scope 1 ↓ <b>-60%</b> <sup>(1)</sup>	Scope 1 ↓ <b>-70%</b> <sup>(1)</sup>	Scope 1 ↓ <b>-80%</b> <sup>(1)</sup>	<u>In scope 1:</u> ↓ Zero net emission
	Carbon intensity ↓ 30gCO <sub>2</sub> /kWh	Carbon intensity ↓ 22gCO <sub>2</sub> /kWh	
	Scope 3 ↓ <b>-28%</b> <sup>(2)</sup>		<u>In 3 scopes</u> ↓ <b>-90%</b> <sup>(3)</sup>

Moody's Net Zero Assessment<sup>(5)</sup> scores EDF's ambition to 1.5 degree

(1) Vs 2017 ; (2) Vs 2019.

(3) Expressed by: almost zero direct emissions (Scope 1), decrease in the indirect emissions as important as possible (Scope 3), contribution of the residual emissions through negative emission projects (3 scopes).


(4) Transition path way [initiative](#).

(5) Net Zero Assessment [report](#).



# EDF: UNIQUE & GLOBAL EXPERTISE AND KNOW-HOW IN THE NUCLEAR INDUSTRY

## EDF, THE WORLD'S LEADING NUCLEAR OPERATOR<sup>(1)</sup>



## EDF MANAGES THE ENTIRE LIFECYCLE OF NUCLEAR GENERATION FACILITIES: DESIGN, OPERATION AND DECOMMISSIONING

- Pooling of EDF and Framatome engineering teams in a joint subsidiary Edvance for new projects **in France and abroad**
- **Aim to continue the operation, safely**, of its reactors **beyond 40 years** in France and to build the success of the first 12 reactors to pass their fourth ten-year inspection to extend their operating life. EDF plans to invest €33bn over the period 2022-2028, as part of the “**Grand Carénage**” programme
- **Construction of EPR-type reactors** (France, the UK) (*o/w Small Modular reactors (SMR) and EPR2*)
- Presence of EDF in the French and international markets for the **decommissioning** of nuclear power plants and **radioactive waste treatment** facilities. In the UK, EDF Energy responsible for the AGR power plants’ defueling, and Nuclear Decommissioning Authority responsible for subsequent decommissioning activities
- On 31 May 2024, acquisition of **GE Steam Power’s nuclear activities for nuclear plant conventional islands, including turbo-generators sets** (incl. the Arabelle steam turbine)

(1) IAEA (*International Atomic Energy Agency*), Nuclear power reactors in the world, 2023 edition.

# EDF: A EUROPEAN LEADING PLAYER IN RENEWABLE ENERGIES

## INSTALLED CAPACITY: 37.7GW NET<sup>(1)</sup>

A DIVERSIFIED MIX WITH 37.7GW IN OPERATION

- **22.6GW of hydropower**
- **14.7GW of wind and solar power**
- **0.4GW others** (biomass, geothermal, ...)

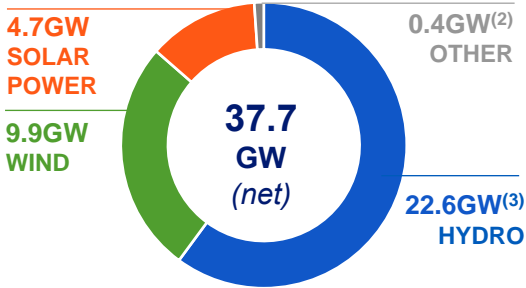
HYDROPOWER

- **Leading European producer** of hydropower
- More than **400 production sites** worldwide

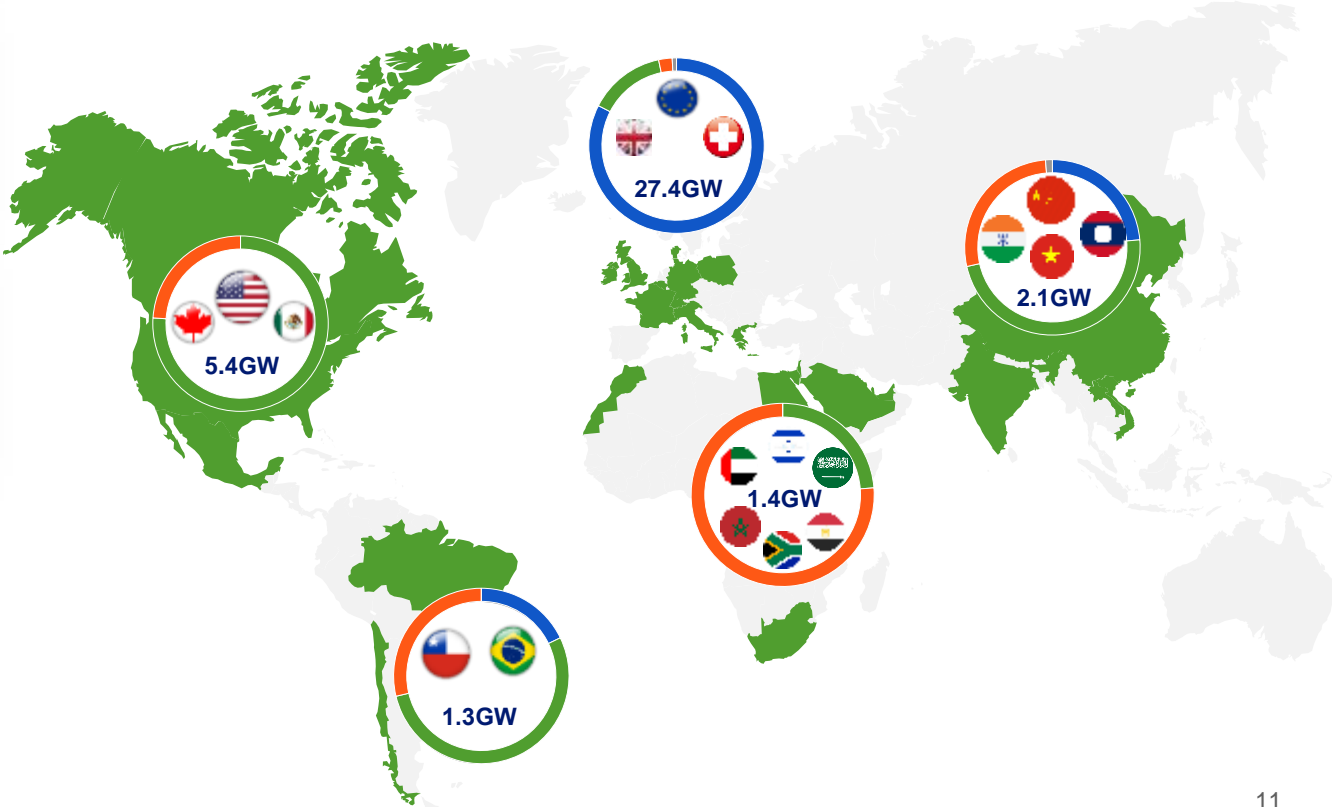
A GLOBAL LEADER IN WIND AND SOLAR ENERGY

- **2.9GW gross** commissioned in 2023
- **6.4GW gross** currently under construction (1.5GW in onshore wind, 1.2GW in offshore wind, 3.7GW in solar)

## CAPACITY BY SECTOR:



## CAPACITY BY GEOGRAPHY:



NB: situation at 31/12/2023.  
 (1) Installed capacity shown as net, corresponding to the consolidated data based on EDF's participation in Group companies, including investments in affiliates and joint ventures.  
 (2) Biomass and geothermal.  
 (3) Including sea energy: 0.24GW.

# SUPPLY OF ELECTRICITY, GAS AND HEAT TO 40.9M CUSTOMERS AT END-2023

**Electricity**  
34.3m customers

**Gas**  
6.6m customers



## United Kingdom: EDF Energy

3.7m electricity customers  
2.2m gas customers

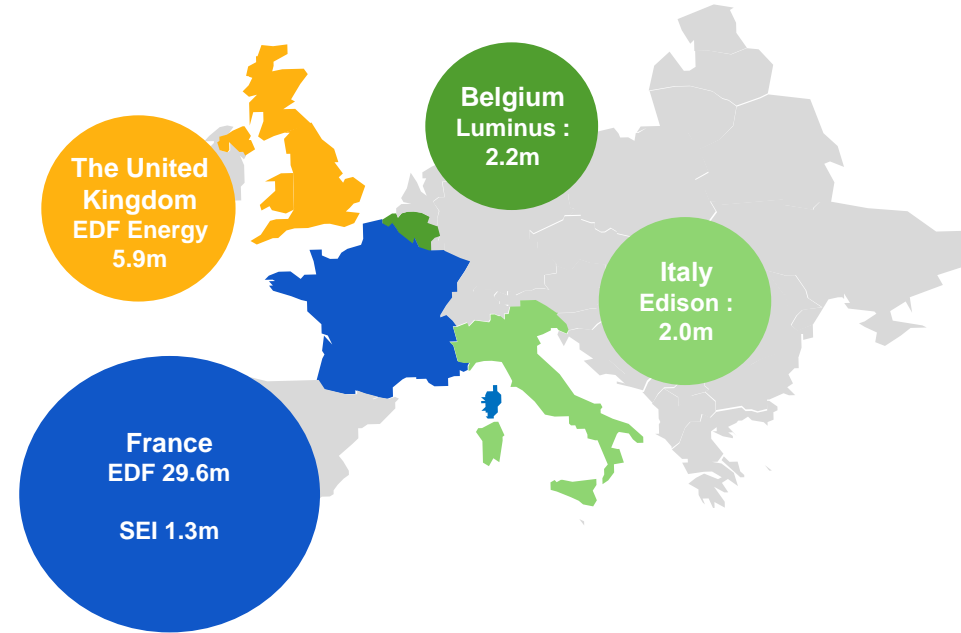
5.4m residential customers accounts

Highly competitive market with ~23 suppliers<sup>(1)</sup>

10.1% market share on all its accounts

44.8TWh electricity sold to customers

27.6TWh gas sold to end customers



## France: EDF (incl. Électricité de Strasbourg)

Nearly 27.0m electricity customers  
More than 2.6m gas customers

223.9TWh electricity sold to customers  
46.3TWh gas sold to customer

## France: SEI

1.3m electricity customers  
9.9TWh electricity sold to customers

## France: Dalkia group (excluding speciality subsidiaries)

26.2TWh sold  
22.7TWh for the heating and cooling segment  
3.5TWh for the electricity segment



## Belgium: Luminus

1.4m electricity customers  
0.8m gas customers

The second largest player in the Belgian energy market. ~23% market share  
13.5TWh electricity sold  
13.2TWh gas sold



## Italy: Edison<sup>(2)</sup>

1.03m electricity customers  
0.98m gas customers

13.7TWh electricity sold (end customers)  
56.0TWh gas sold  
5.2bcm gas sold (residential and industrial uses)

N.B. The values correspond to the first decimal or integer closest to the sum of the precise values, taking into account rounding. Customers counted by point of delivery. A customer may have two delivery points.

(1) Cornwall Insight data at 31/10/2023.

(2) Includes customers of service activities.

# REGULATED ACTIVITIES IN FRANCE (ENEDIS, ÉS<sup>(1)</sup> & ISLAND ACTIVITIES)

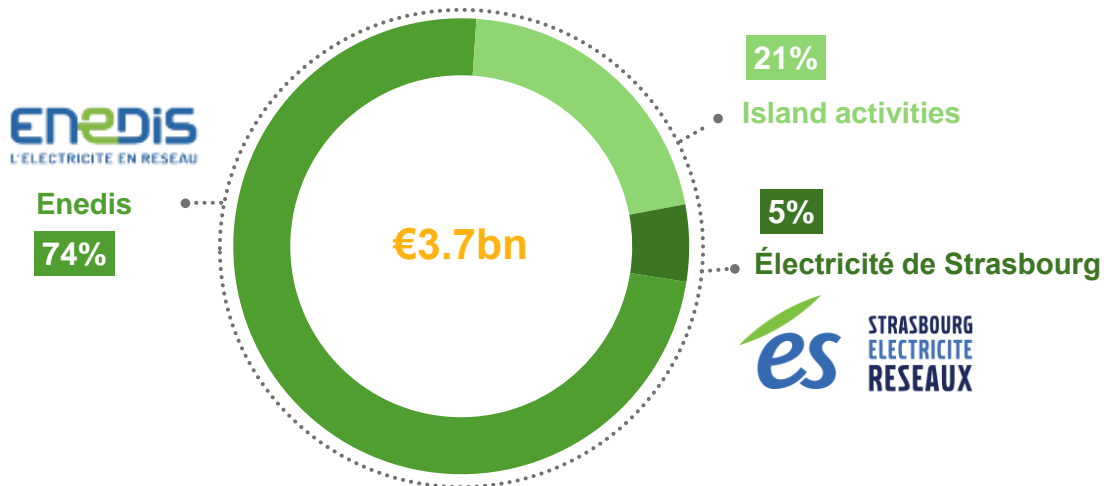
## ➤ Enedis

- **The largest distribution grid in Europe** and the main distribution grid in France: **connected to 95% of the metropolitan population**
- A **regulated business model**: Enedis has the national monopoly on 376 concession contracts
- Represents usually a share of about **a quarter** in the metrics of the EDF Group: **EBITDA, net investments** (€4.6bn in 2023) and **headcount** (~40k)
- **€96bn net investments** planned over the period 2023-2040

## ➤ 2023 key figures:

- **€2.7bn**: EBITDA  
Exceptional year related to the cost of the buy-back of network losses at a very high price
- **38.5m** customers (o/w 28.9m EDF)
- **1.4m** km electric network

## Breakdown of EBITDA



## ➤ Island activities

- **Integrated business model** including generation, electricity purchases, distribution (via concessions) and supply at the regulated tariff
  - **Capacity 2.0GW<sup>(2)</sup>** (fuel 78%, hydropower and other EnR 22%)
  - **Electricity generation 6.1TWh<sup>(2)</sup>** (fuel 77%, hydropower and other EnR 23%)
  - **1.3m** of customers (electricity)

## ➤ Électricité de Strasbourg

- **Electricity distribution** (15,000km electric network), **energy supply** to c. **0.58m** customers (electricity) & 0.11m customers (gas et biogas), **energy services, renewable energy generation**

(1) Électricité de Strasbourg.

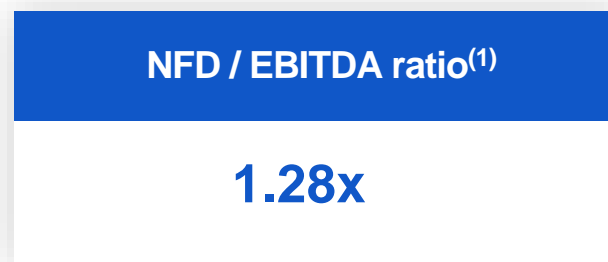
(2) Fully consolidated data as of 31/12/2023.

# 2024 HALF YEAR RESULTS



# A 1<sup>ST</sup> HALF-YEAR BENEFITING FROM A GOOD OPERATING PERFORMANCE, BUT ALREADY MARKED BY THE FALL IN MARKET PRICES. A 2<sup>ND</sup> HALF-YEAR EXPECTED TO BE DOWN

In billions of euros	H1 2023	H1 2024	Δ
Sales	75.5	60.2	-15.3
<b>EBITDA</b>	<b>16.1</b>	<b>18.7</b>	+2.6
<b>EBIT</b>	<b>8.6</b>	<b>9.6</b>	+1.0
Net income excl. non-recurring items	6.3	8.4	+2.1
<b>Net income – Group share</b>	<b>5.8</b>	<b>7.0</b>	+1.2



(1) The ratio at 30 June is calculated on the basis of cumulative EBITDA for the second half of 2023 and the first half of 2024.

# EBITDA: CONTINUED IMPROVEMENT IN OPERATING PERFORMANCE AND 1<sup>ST</sup> IMPACTS OF LOWER MARKET PRICES



(1) This segment includes Framatome and Arabelle Solutions since the end of May 2024. However, no income statement item for Arabelle Solutions has been included in H1 2024, as the impact on the Group's income is not material.

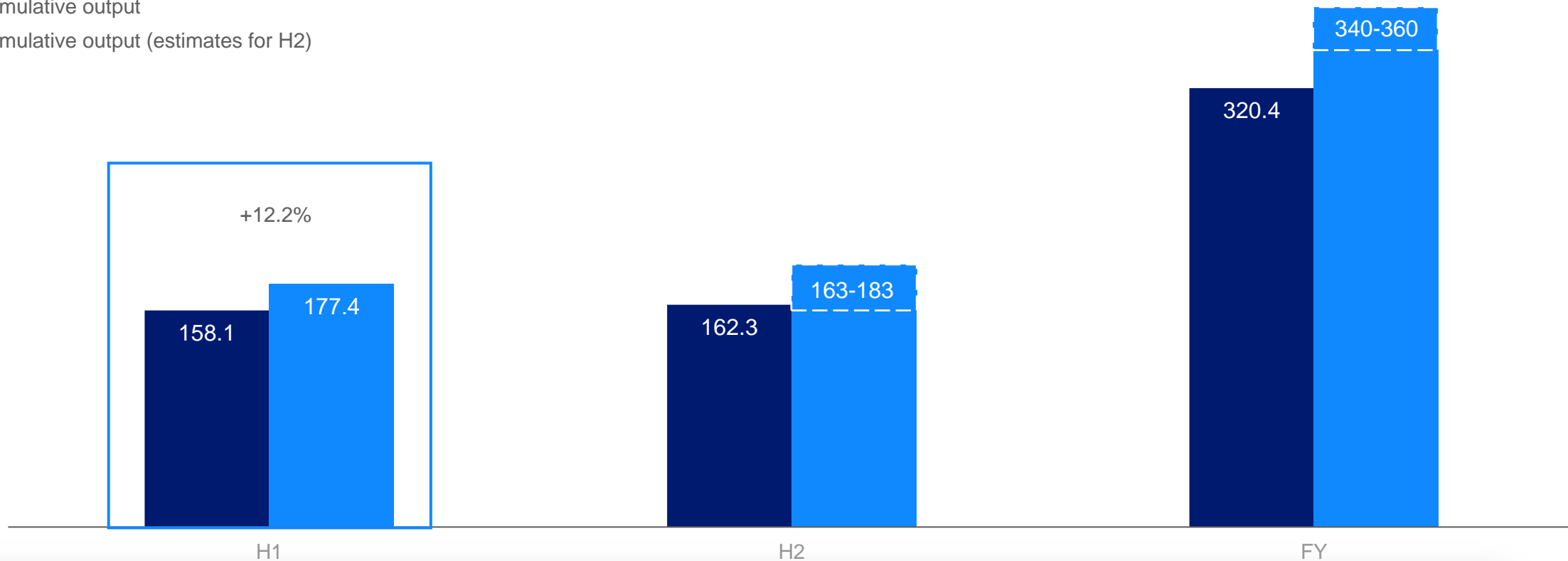




# NUCLEAR POWER GENERATION IN FRANCE ESTIMATE UPGRADED IN SEPTEMBER 2024

(in TWh)

- 2023 cumulative output
- 2024 cumulative output (estimates for H2)



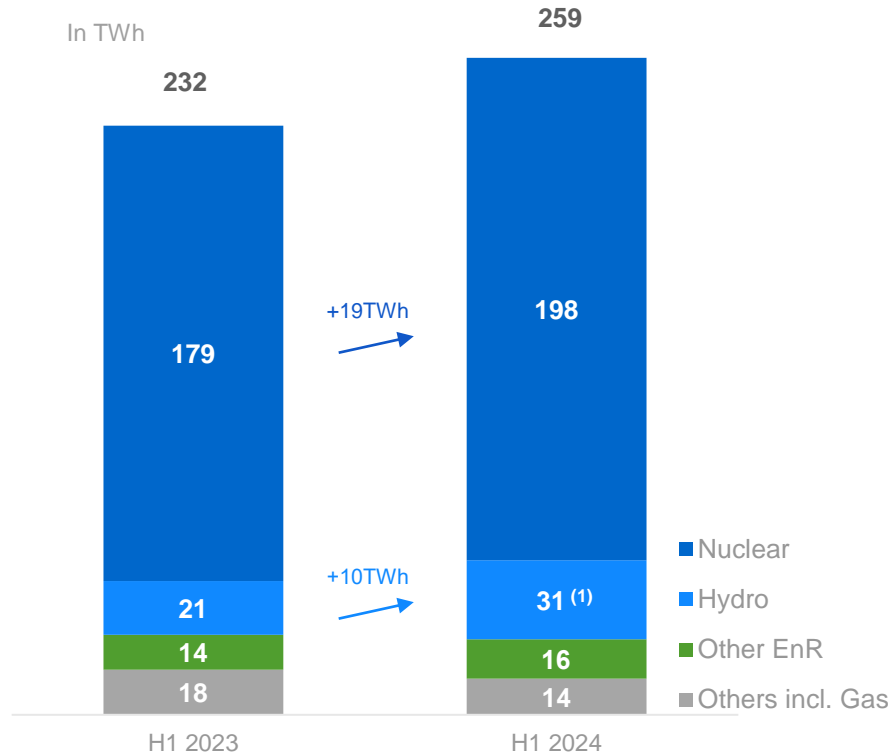
➤ **+19.4TWh of nuclear generation in France in H1 2024**, reflects a good operational performance thanks to better-controlled outages, resulting in higher fleet availability versus the first half of 2023 which was affected by stress corrosion repairs and social movements

(1) Estimated nuclear generation based on fleet currently in service (excluding Flamanville 3).



# CONTINUED PROGRESS IN OPERATIONAL PERFORMANCE & LOWEST EVER CARBON INTENSITY

**+12% IN ELECTRICITY OUTPUT  
CONSTANTLY AVAILABLE ON DEMAND**

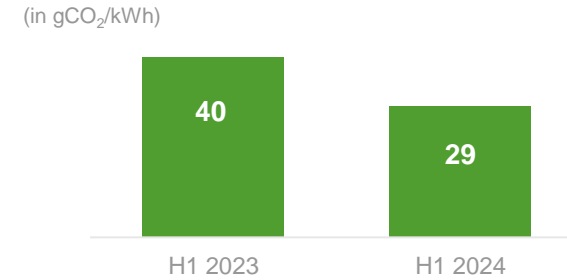


→ **94% of decarbonised generation** vs 92% in H1 2023

(1) Hydro output after deduction of pumped volumes is 27.1TWh in H1 2024 vs 18.4TWh in H1 2023.

**LOWEST EVER CARBON INTENSITY &  
ONE OF THE LOWEST IN THE WORLD**

**-27% vs H1 2023**



of which 3gCO<sub>2</sub>/kWh in metropolitan France

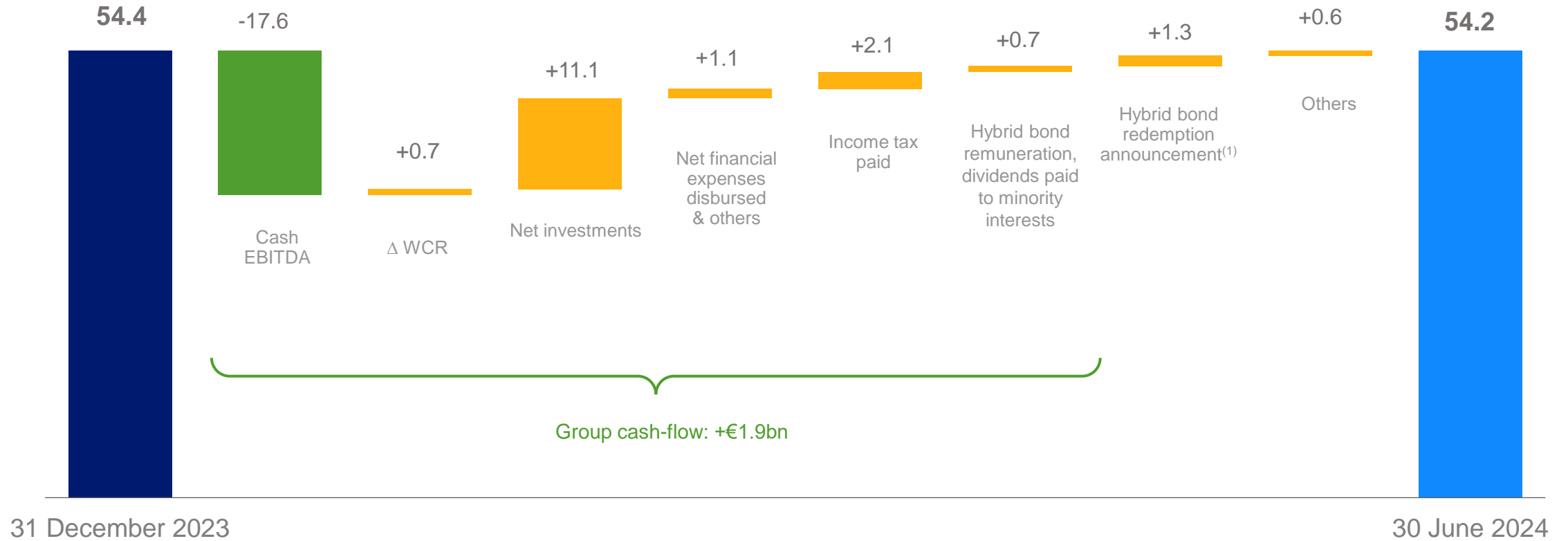
**-19% in scope 1 CO<sub>2</sub> emissions** to 7.9mt CO<sub>2</sub>

**MSCI assessment of 1.3°C** of implied temperature increase



# STABILISATION OF NET FINANCIAL DEBT

In billions of euros

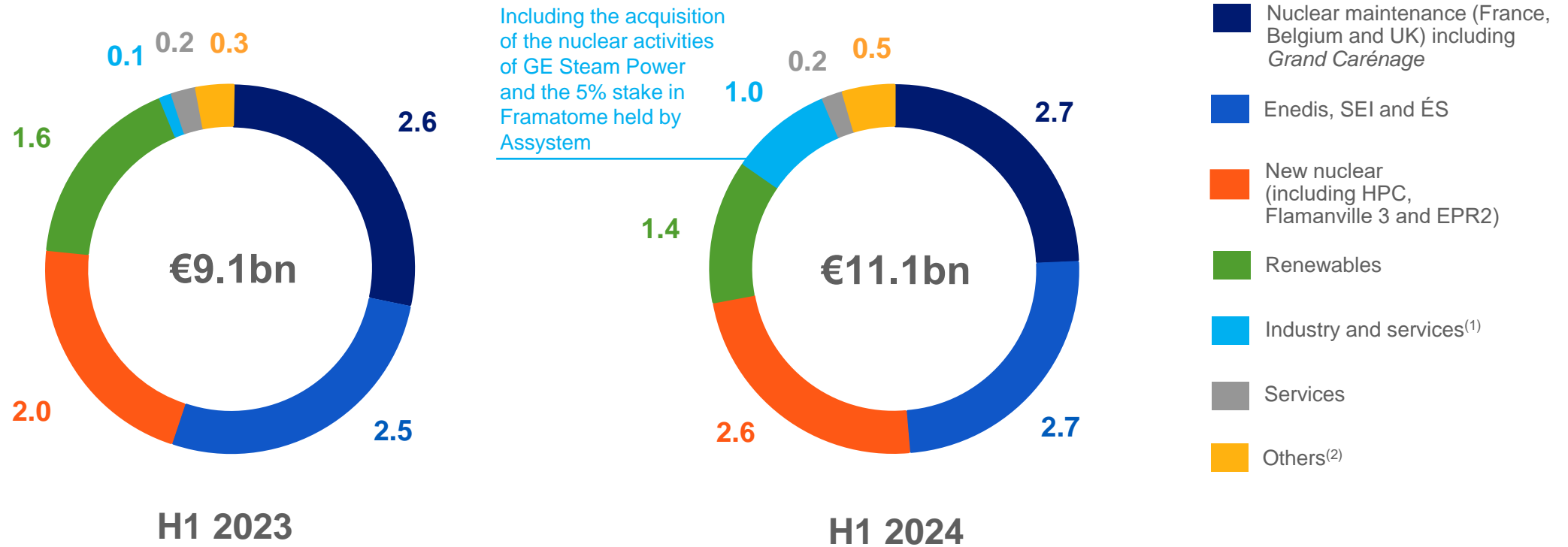


(1) Announcement of redemption on 05/07/2024 of the Hybrid bond issued in October 2018 for a nominal amount of €1.25bn, and its equity content replaced by the capital increase resulting of the conversion of the Oceane bond in 2023.



# SIGNIFICANT INCREASE IN NET INVESTMENT

In billions of euros



**Continued increase in investments in 2024, particularly for new nuclear (including the HPC project)**

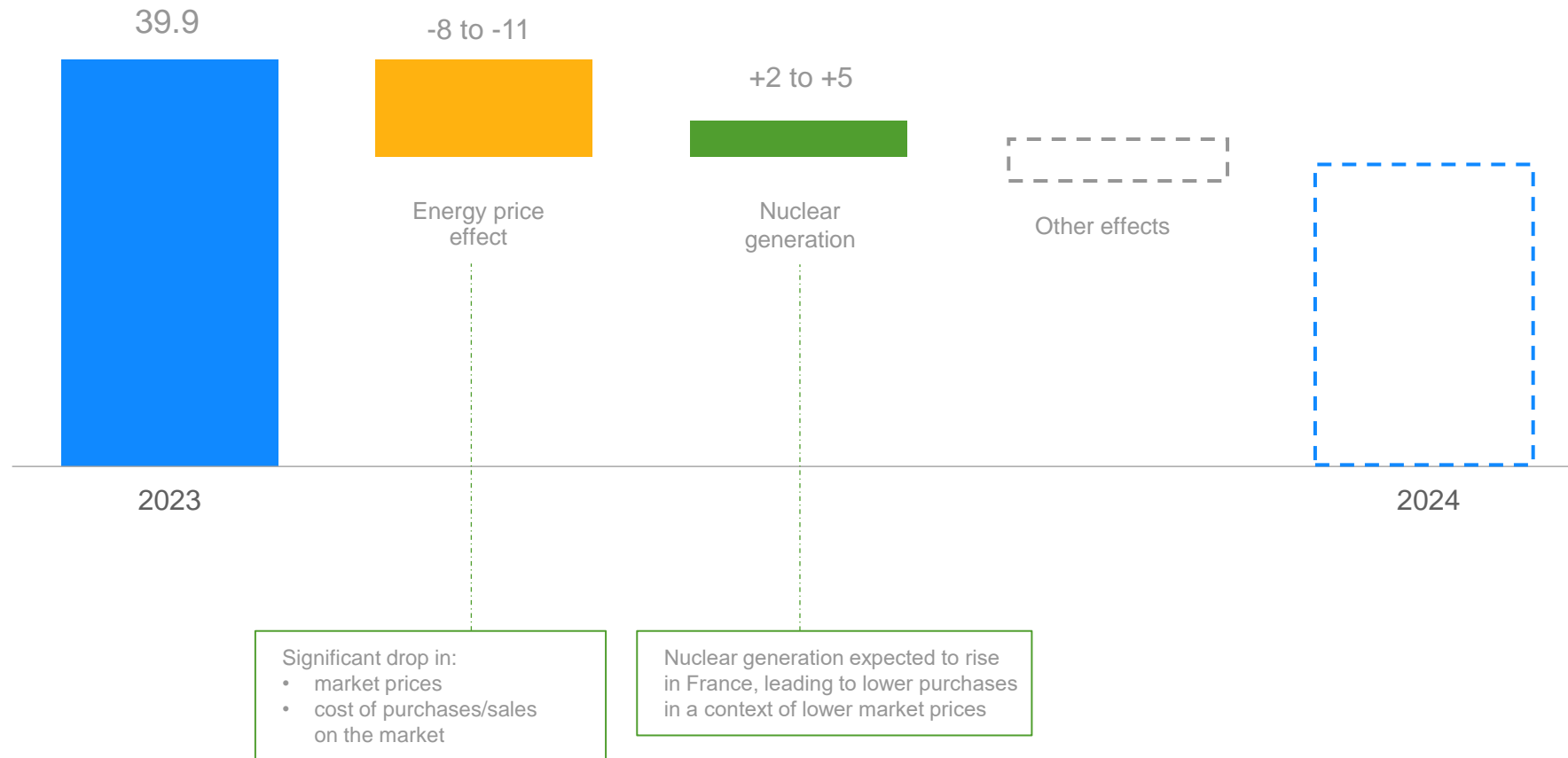
(1) Including Framatome and Arabelle Solutions since May 2024.

(2) Mainly property, central functions, fuel and gas.



# PROJECTION OF 2024 EBITDA

In billions of euros





# 2026 TARGETS

**NET FINANCIAL DEBT / EBITDA<sup>(1)</sup>**

**≤ 2.5x**

**ADJUSTED ECONOMIC DEBT / ADJUSTED EBITDA<sup>(1)(2)</sup>**

**≤ 4x**

(1) Based on scope and exchange rates at 01/01/2024 and an assumption of French nuclear output, relative to the fleet currently in service (excluding Flamanville 3), of 315-345TWh for 2024, 335-365TWh for 2025 and 2026.

(2) As per current S&P methodology on the ratio.



# FINANCING & LIQUIDITY



# STABILISATION OF THE NET FINANCIAL DEBT

In millions of euros	31/12/2023	30/06/2024
Financial debt	86,647	86,372
Derivatives used to hedge debts	(1,379)	(1,381)
Cash and cash equivalents	(10,775)	(9,238)
Debt and equity securities (liquid assets)	(20,077)	(21,478)
Asset coverage derivatives	(35)	(29)
<b>Net financial debt<sup>(1)</sup></b>	<b>54,381<sup>(2)</sup></b>	<b>54,246<sup>(3)</sup></b>
<b>o/w green financial debt</b>	<b>9,322</b>	<b>12,652</b>

(1) After application of IFRS 16.

(2) Including €539M (\$596M) hybrid notes announced to be redeemed on 22/01/2024 (see press release of 14 December 2023).

(3) Including €1,245M hybrid notes announced to be redeemed on 05/07/2024 and its equity content replaced by the capital increase resulting of conversion of the Oceane bonds in 2023 (see press release of 5 June).

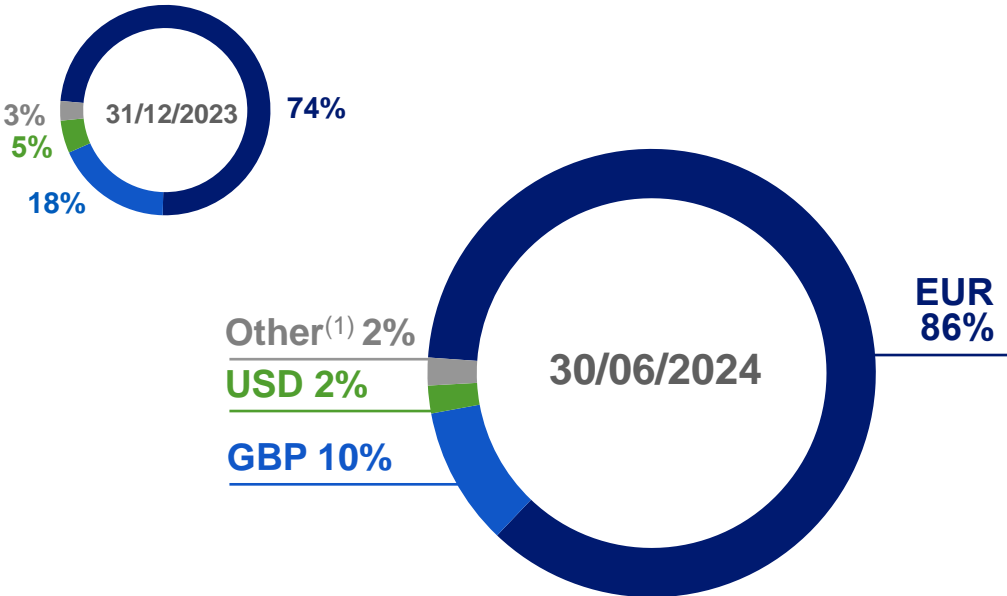
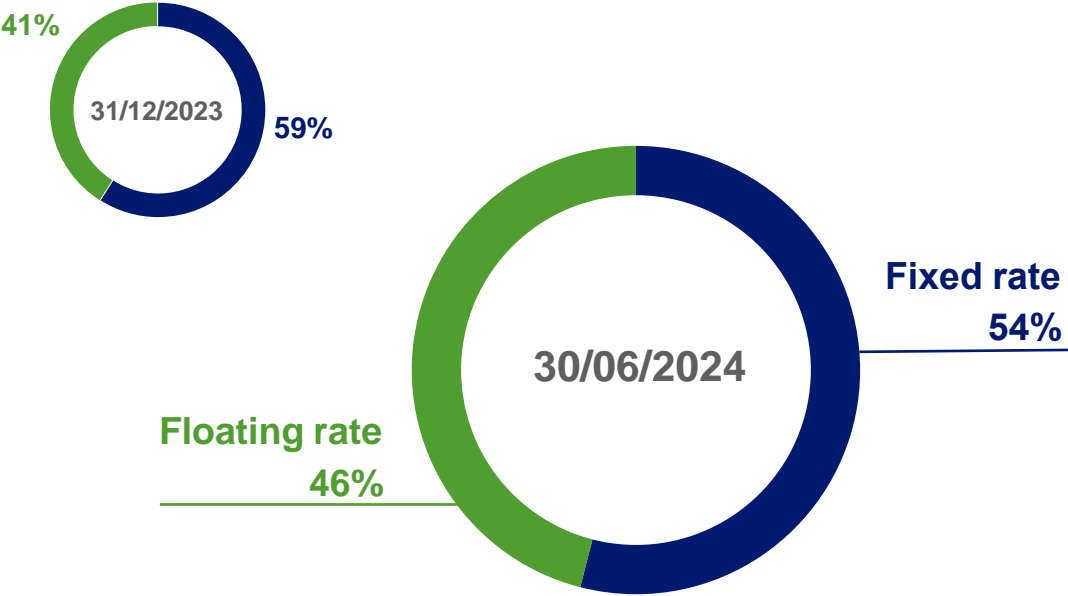


# GROSS DEBT

	31/12/2023	30/06/2024	Δ
• Average maturity of gross debt	11.0 years	<b>12.1 years</b>	+1.1 year
• Average coupon	4.11%	<b>4.21%</b>	+0.10%

Breakdown by type of rate after swaps

Breakdown by currency after swaps



(1) Mainly JPY, CAD, CHF and BRL.

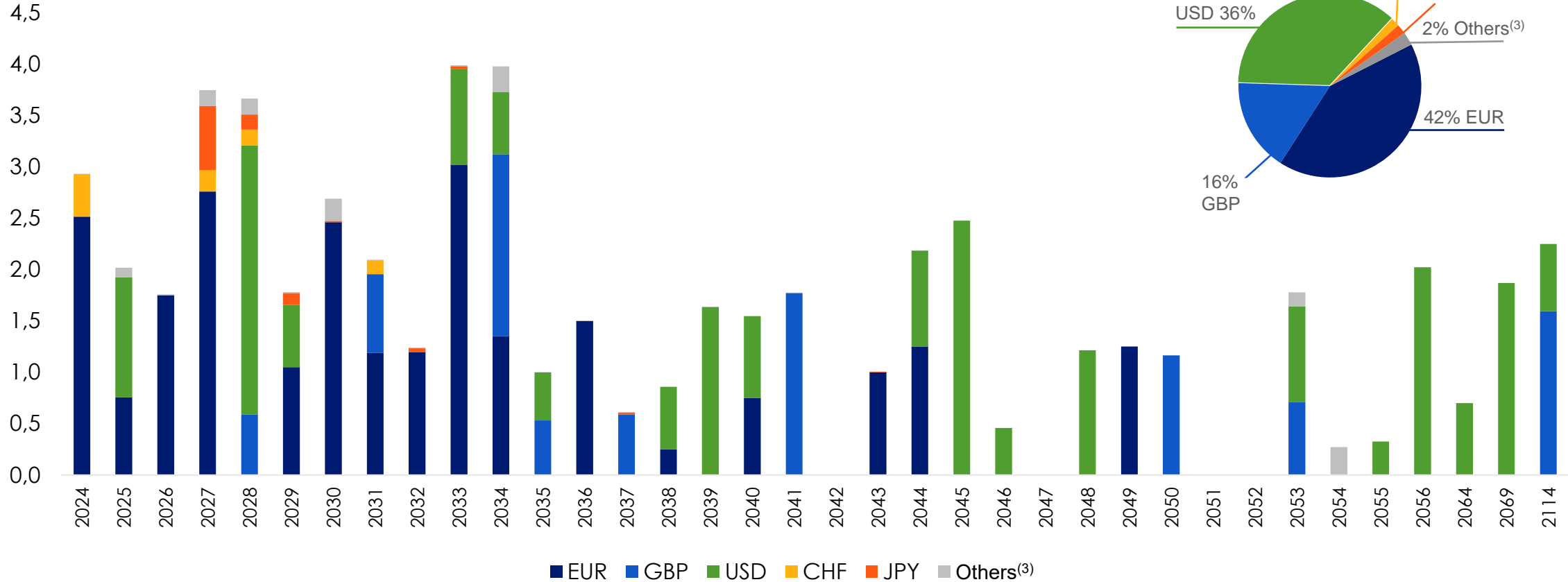
# HIGH LEVEL OF LIQUIDITY

In billions of euros	31/12/2023	30/06/2024
Cash and cash equivalents	10.8	9.2
Liquid assets	20.1	21.5
Unused credit lines (off-balance sheet)	15.8	13.6
<b>Gross liquidity</b>	<b>46.7</b>	<b>44.4</b>
Financial debt – current part (maturing within one year)	(18.9)	(18.8)
<b>Net liquidity</b>	<b>27.8</b>	<b>25.5</b>

# FOCUS ON BONDS AT 30 JUNE 2024<sup>(1)</sup>

## Repayments by currency

In billions of euros, before swaps



(1) Nominal amounts only.

(2) €57.8bn vs €54.8bn in note 17 of the H1 2024 consolidated financial statement that includes accrued interests and depreciation.

(3) Mainly CAD, HKD, NOK and BRL.

# GREEN FINANCING: ALLOCATION OF THE PROCEEDS AT END-SEPTEMBER 2024

EDF finances its low carbon strategy through several green financing instruments

Issue date	Instrument	Maturity	Nominal amount	New renewable capacities	Investments in hydro facilities	Biodiversity projects	Distribution of electricity projects <sup>(1)</sup>	Existing French nuclear reactors <sup>(2)</sup>
Nov. 2013	Senior bond	7.5Y	1,400M€	1,400	-	-	-	-
Oct. 2015	Senior bond	10Y	1,250M\$	1,250	-	-	-	-
Oct. 2016	Senior bond	10Y	1,750M€	1,248	502	-	-	-
Jan. 2017	Senior bond	12Y-15Y	26,000M¥	14,021	11,979	-	-	-
Sept. 2020	Senior bond	4Y	2,400M€	2,246	110	28	-	-
Nov. 2021	Senior bond	12Y	1,850M€	1,594	189	23	-	-
Oct. 2022	Senior bond	12Y	1,250M€	-	-	-	1,250	-
Jul. 2023	REPO	Evergreen	565M€	-	-	-	565	-
Aug. 2023	Senior bond	4Y-8Y	325MCHF	-	-	-	325	-
Nov. 2023	Senior bond	3.5Y	1,000M€	-	-	-	-	1,000
May 2024	Bank loans	3Y-5Y	5,800M€	-	-	-	-	5,800
H1 2024	NeuCP <sup>(3)</sup>	5,5M	376M€	-	376	-	-	-
Jun. 2024	Senior bond	7Y	1,000M€	-	-	-	-	1,000
Jun. 2024	Senior bond	12Y	750M€	750	-	-	-	-
Jun. 2024	Senior bond	20Y	1,250M€	-	-	-	1,250	-
Aug. 2024	Senior bond	5Y-8Y	310MCHF	310	-	-	-	-
Sept. 2024	Hybrid bond	NC5.25-NC8	1,150M€	-	-	-	-	1,150
Sept. 2024	Hybrid bond	NC11	500M£	-	-	-	-	500



(1) Connection of renewable capacity & of smart meters, new grid lines built.

(2) In relation to their lifetime extension.

(3) Allocation of the maximum amount issued during H1 2024.

# FOCUS ON HYBRIDS SECURITIES

## Hybrid bond issues

Hybrid bond issues contribute to **strengthening the balance sheet** through their qualification as equity under IFRS and 50/50 as debt and equity by rating agencies

(1) On 5 July 2024, EDF has exercised its option to redeem the hybrid notes issued on 4.10.2018 for a nominal amount of €1,250m. The equity content resulting from the conversion of the Oceane bonds in 2023 was used to avoid refinancing half of its nominal amount

(2) On 10 September 2024, EDF announced its intention to exercise its option to redeem the hybrid notes issued on 25.01.2013 for a nominal amount of €1,250m and to use the equity content resulting from the capital increase in 2023 of the conversion of EDF's OCEANES to avoid having to refinance half of the nominal amount.

(3) On 10 September 2024, EDF launched a tender offer of the hybrid notes issued on 22.01.2014 for a nominal amount of €1,000m and the hybrid notes issued on 29.01.2013 for a nominal amount of £1,250m. The principal amounts outstanding resulting are €501.3m and £628.7m.

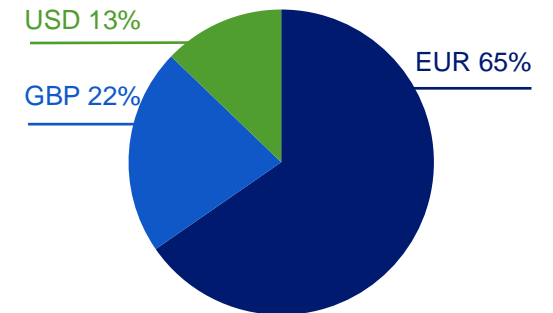
(4) On 10 September 2024, EDF issued hybrid notes for nominal amounts of €500m NC5.25, €650m NC8 and £500m NC11.

- (1) See press release on 5 June 2024.
- (2) and (4) See press release on 10 September 2024.
- (3) See press release on 18 September 2024
- (4) Exchange rate as of transaction time.

## Hybrid securities stock at 30 June 2024

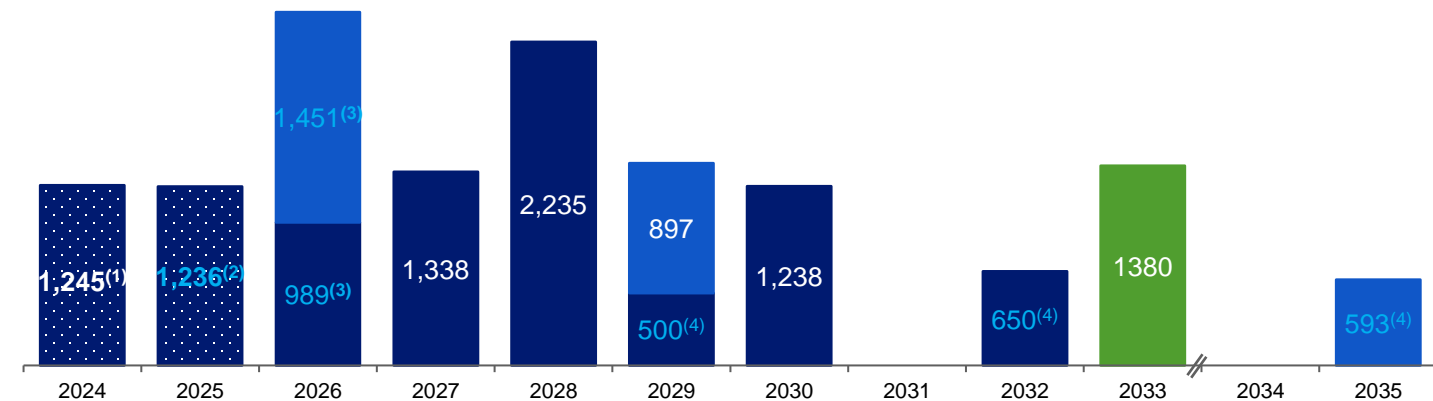
Total amount: €10.8bn<sup>(4)</sup>  
 Average tenor: 3.90 years  
 Average cost: 5.29%

### Hybrids stock breakdown by currency





### Hybrid debt maturity schedule based on first call date (impacted by September 2024 operations)

(in millions of euros)



# COMPARATIVE CREDIT RATINGS<sup>(1)</sup>

Rating Agency		Latest changes
<b>S&amp;P Global Ratings</b>	<b>BBB</b> <i>Positive</i>	5 June 2024 Outlook revised to Positive from Stable
<b>MOODY'S</b>	<b>Baa1</b> <i>Stable</i>	1 June 2023 Outlook revised to Stable from Negative
<b>FitchRatings</b>	<b>BBB+</b> <i>Stable</i>	6 September 2022 Outlook revised to Stable from Negative <i>(affirmed on 28 March 2024)</i>



Sources: rating agencies as of 25/07/2024.

(1) See [EDF's ratings](#)



# COMPLEMENTARY BOOK



# ELECTRICITY OUTPUT

*Fully consolidated entities*

<i>(in TWh)</i>	<b>H1 2023</b>		<b>H1 2024</b>	
Nuclear	179.3	77%	197.9	76%
Total ENR	34.8	15%	46.6	18%
<i>Hydro<sup>(1)</sup></i>	21.2	61%	31.1	67%
<i>Wind</i>	11.7	34%	12.4	27%
<i>Solar</i>	1.5	4%	2.0	4%
<i>Biomass</i>	0.5	1%	1.1	2%
Gas	15.4	7%	12.2	5%
Fuel oil	2.4	1%	2.0	1%
Coal	0.2	0%	0.1	0%
<b>Group</b>	<b>232.1</b>	<b>100%</b>	<b>258.8</b>	<b>100%</b>

Hydro output includes tidal energy for 252GWh in H1 2024 and 234GWh in H1 2023. Hydro output after deduction of pumped volumes is 27.1TWh in H1 2024 and 18.4TWh in H1 2023.



# CO<sub>2</sub> EMISSIONS AND CARBON INTENSITY<sup>(1)</sup>

Fully consolidated entities

Heat and power generation by segment	Emissions (in kt CO <sub>2</sub> )				Carbon intensity (in gCO <sub>2</sub> /kWh <sup>(4)</sup> )	
	H1 2023		H1 2024		H1 2023	H1 2024
France – Generation and supply activities	1,668	17%	704	9%	9	3
France – Regulated activities <sup>(2)</sup>	1,519	16%	1,326	17%	488	426
Dalkia	2,169	22%	1,827	23%	177	164
United Kingdom	27	0%	0	0%	1	0
Italy	3,058	31%	2,662	34%	292	243
Other international	1,304	13%	1,363	17%	181	197
<b>Group<sup>(3)</sup></b>	<b>9,760</b>	<b>100%</b>	<b>7,898</b>	<b>100%</b>	<b>40</b>	<b>29</b>

(1) Including direct CO<sub>2</sub> emissions (excluding life cycle analysis (LCA) of fuel, production means and other CO<sub>2</sub>-equivalent gas emissions). The other CO<sub>2</sub>-equivalent gas emissions are included in the Scope 1 calculation.

(2) Power generation in ZNI: « Zones non interconnectées » corresponding to overseas departments and Corsica - (mainly island territories) and Electricité de Strasbourg (ES).

(3) Framatome contributes to 17ktCO<sub>2</sub> in H1 2024 and 15ktCO<sub>2</sub> in H1 2023, The direct CO<sub>2</sub> emissions from “Others activities” segments are not significant compared to Group total emissions and are not disclosed in this table.

(4) Carbon intensity corresponds to CO<sub>2</sub> emissions in relation to the Group's electricity and heat generation. The EDF Group's heat generation amounts to 11.2TWh in H1 2024 (vs 11.9TWh in H1 2023).

# INSTALLED CAPACITY AS OF 30 JUNE 2024

<i>(in GW)</i>	<b>Total net capacity of EDF Group, including shares in associates and joint ventures</b>		<b>Investments in associates and joint ventures</b>	<b>Consolidated capacity of EDF Group</b>	
Nuclear	67.8	55%	-0.2	67.9	57%
Hydro <sup>(1)</sup>	22.6	18%	1.0	21.6	18%
ENR <sup>(2)</sup>	15.8	13%	2.6	13.2	11%
Gas	11.9	10%	-0.2	12.1	10%
Fuel oil	3.2	3%	0.1	3.1	3%
Coal	3.0	2%	1.8	1.2	1%
<b>Total</b>	<b>124.1</b>	<b>100%</b>	<b>5.1</b>	<b>119.0</b>	<b>100%</b>

(1) Including sea energy: 0.24GW in H1 2024.

(2) Including biomass and geothermal. Taking into consideration the conversion of the Port Est plant (Reunion) to biomass.

# EDF: A EUROPEAN LEADING PLAYER IN RENEWABLE ENERGIES

## INSTALLED CAPACITY: 38.4GW NET<sup>(1)</sup>

A DIVERSIFIED MIX WITH 38.4GW IN OPERATION

- **22.6GW of hydropower**
- **15.3GW of wind and solar power**
- **0.4GW others** (biomass and geothermal)

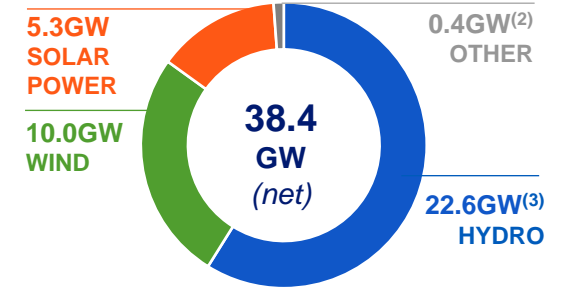
HYDROPOWER

- **Leading European producer** of hydropower
- More than **400 production sites** worldwide

A GLOBAL LEADER IN WIND AND SOLAR ENERGY

- **1.0GW gross** commissioned in H1 2024
- **8.3GW gross** currently under construction (1.9GW in onshore wind, 0.9GW in offshore wind, 5.5GW in solar)

## CAPACITY BY SECTOR:



## CAPACITY BY GEOGRAPHY:



NB: situation at 30/06/2024.

(1) Installed capacity shown as net, corresponding to the consolidated data based on EDF's participation in Group companies, including investments in affiliates and joint ventures.

(2) Biomass and geothermal.

(3) Including sea energy: 0.24GW.

# RENEWABLES: INSTALLED CAPACITY AND CAPACITY UNDER CONSTRUCTION, AS OF 30 JUNE 2024

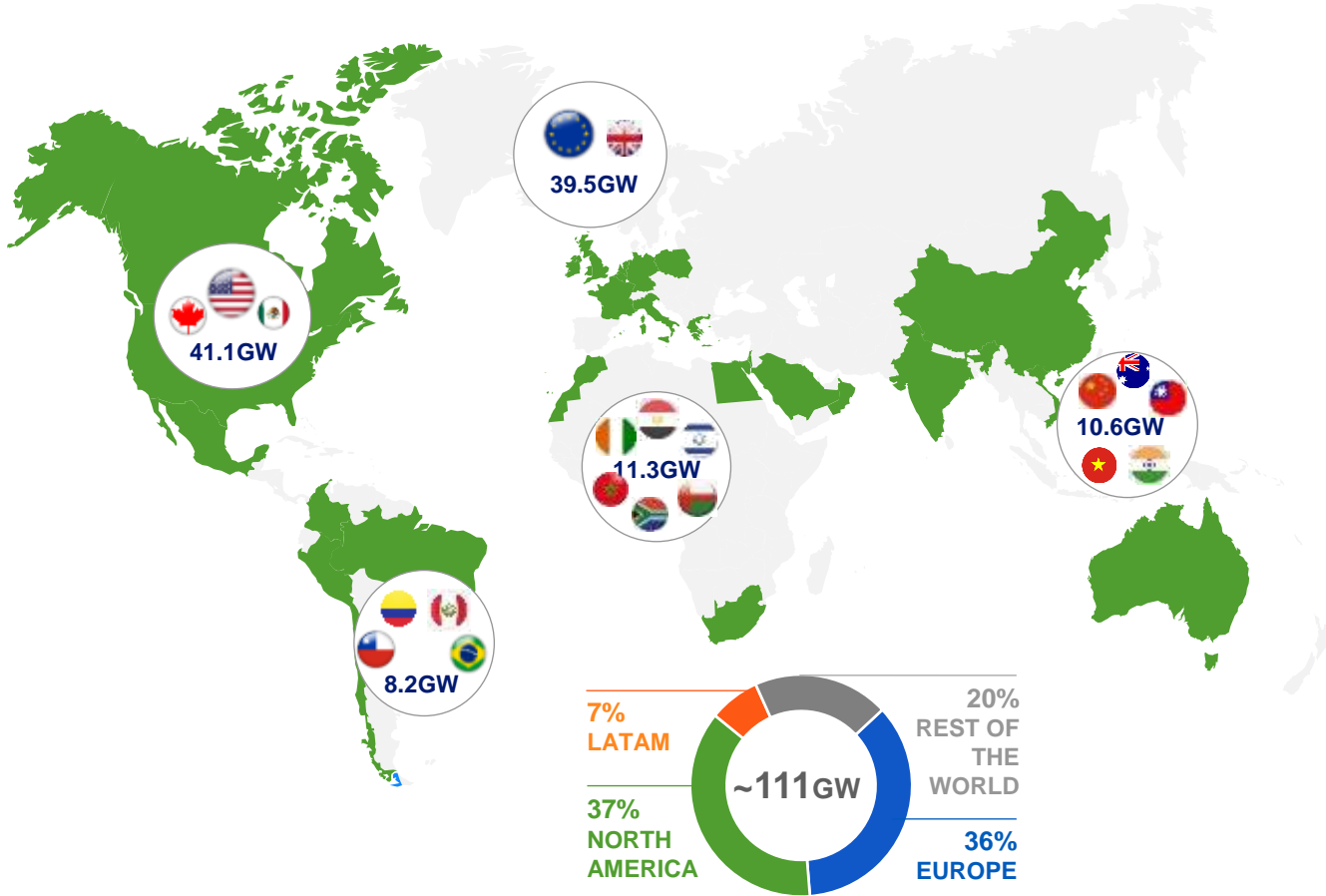
<i>(in MW)</i>	Gross <sup>(1)</sup>		Net <sup>(2)</sup>	
	31/12/2023	30/06/2024	31/12/2023	30/06/2024
Wind	2,685	2,797	1,591	1,649
Solar	3,728	5,520	2,617	3,120
<b>Capacity under construction</b>	<b>6,413</b>	<b>8,317</b>	<b>4,209</b>	<b>4,768</b>
Onshore wind	13,244	12,777	9,342	9,308
Offshore wind	1,621	1,908	581	687
Solar	9,425	10,084	4,734	5,335
<b>Wind &amp; Solar installed capacity</b>	<b>24,289</b>	<b>24,768</b>	<b>14,657</b>	<b>15,331</b>
Biomass and geothermal	-	-	440	440
<b>Renewable (excl. hydro) installed capacity</b>	<b>-</b>	<b>-</b>	<b>15,097</b>	<b>15,771</b>
Hydraulic	-	-	22,571	22,596
<b>Renewable installed capacity</b>	<b>-</b>	<b>-</b>	<b>37,668</b>	<b>38,367</b>

(1) Gross capacity: total capacity of the facilities in which EDF has a stake.

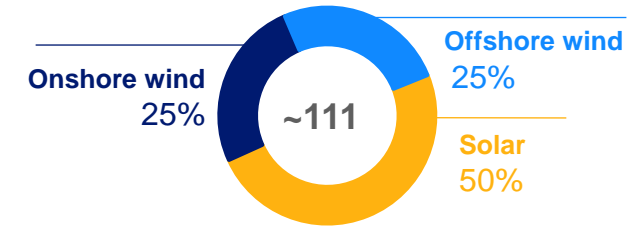
(2) Net capacity: capacity corresponding to EDF's stake.

# A PORTFOLIO OF WIND AND SOLAR PROJECTS OF ~111GW<sup>(1)</sup>

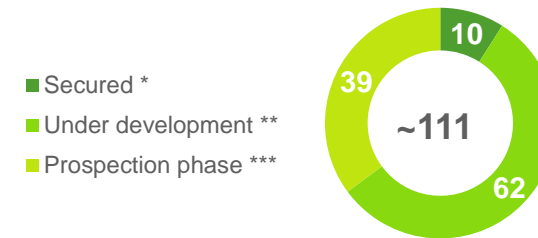
A PROJECT PORTFOLIO THAT IS **DIVERSIFIED GEOGRAPHICALLY...**



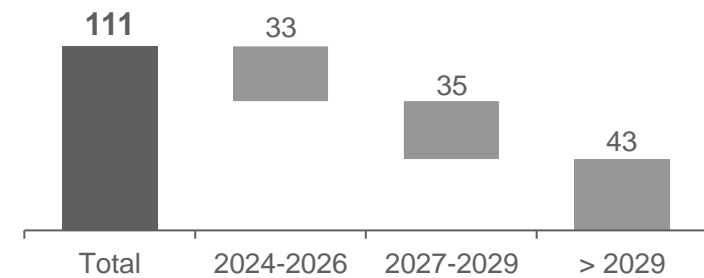
... AND **BALANCED BETWEEN WIND AND SOLAR (in GW)**



**BREAKDOWN BY DEVELOPMENT PHASE<sup>(2)</sup> (in GW)**



**BREAKDOWN BY DATE OF START OF CONSTRUCTION (in GW)<sup>(3)</sup>**



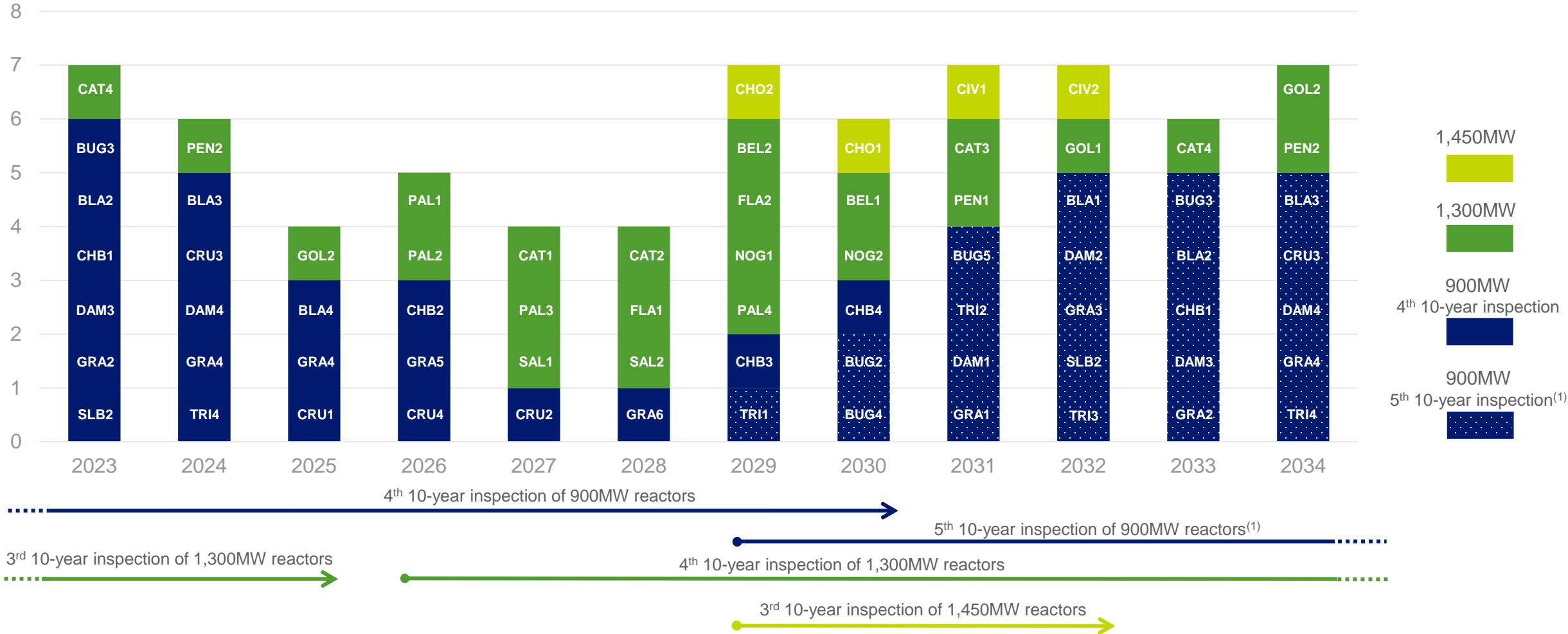
NB: situation at 30/06/2024.

- (1) Pipeline excluding capacities under construction. Gross data corresponding to 100% of the capacity of the projects concerned.
- (2) All the projects in prospection phase included in the pipeline.
- (3) Not probability-based.

\* Securing a power purchase agreement (following a call for tenders, auction, OTC negotiation)  
 \*\* Sufficient land securisation and start of technical studies  
 \*\*\* Start of land identification and preliminary studies

# 10-YEAR INSPECTIONS OF THE NUCLEAR FLEET

Number of 10-year inspections



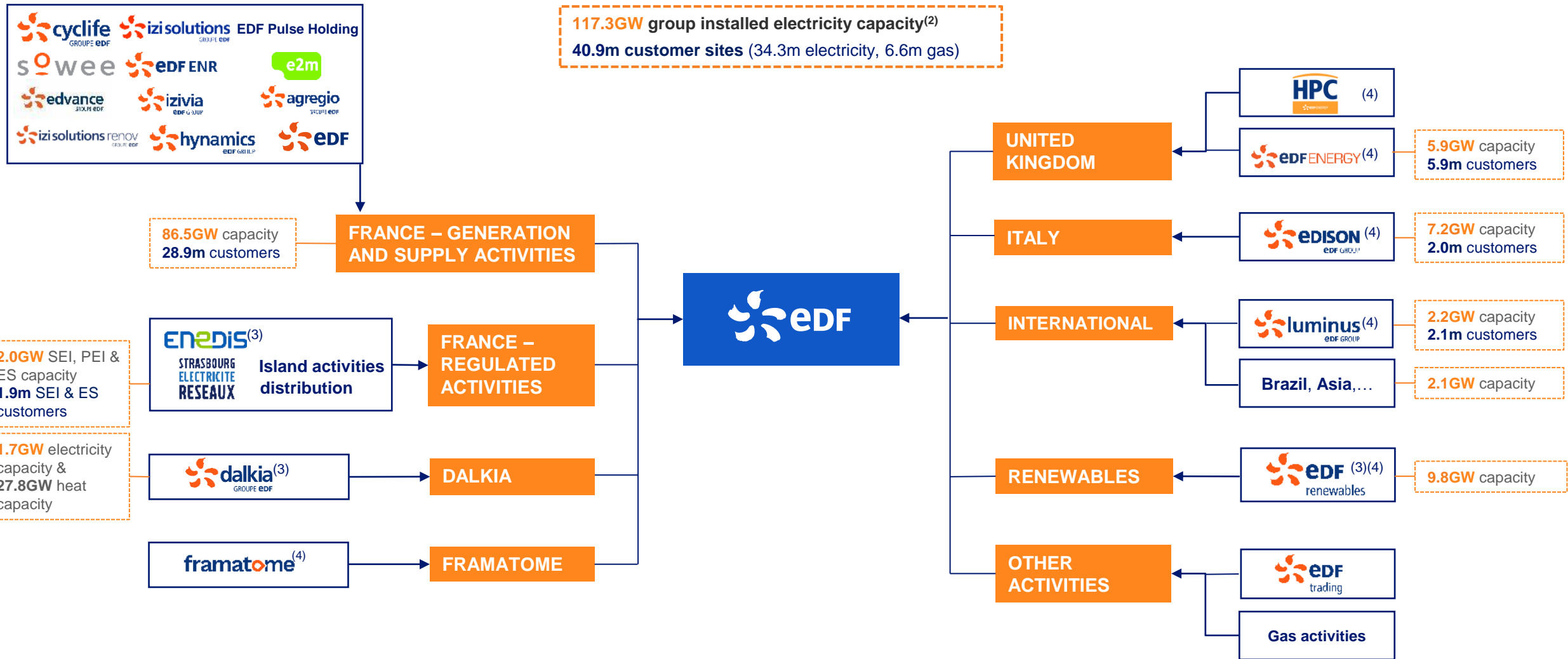
In 2029, Tricastin 1 would be the first 900MW series reactor to realise its 5<sup>th</sup> 10-year inspection

NB: forecast data on 31 December 2023.

(1) Subject to decisions taken and authorisations issued.



# EDF GROUP: ORGANISATIONAL CHART BY SEGMENT<sup>(1)</sup>



(1) Simplified organisational chart at 16/02/2023.

(2) Consolidated capacities of EDF group.

(3) French customers of these entities, grouped in the Retail entity in the “France – Generation and supply activities” segment.

(4) Shareholdings with minority interests.



THANK YOU FOR  
YOUR ATTENTION

