



EDF Group's Sales

9 months to 30
September 2009



CHANGER L'ENERGIE ENSEMBLE

Disclaimer

This presentation does not constitute an offer of securities for sale in the United States or any other jurisdiction.

No reliance should be placed on the accuracy, completeness or correctness of the information or opinions contained in this presentation. None of EDF or any of its affiliates, advisors or representatives, shall bear any liability (in negligence or otherwise) for any loss arising from any use of this presentation or its contents or otherwise arising in connection with this presentation.

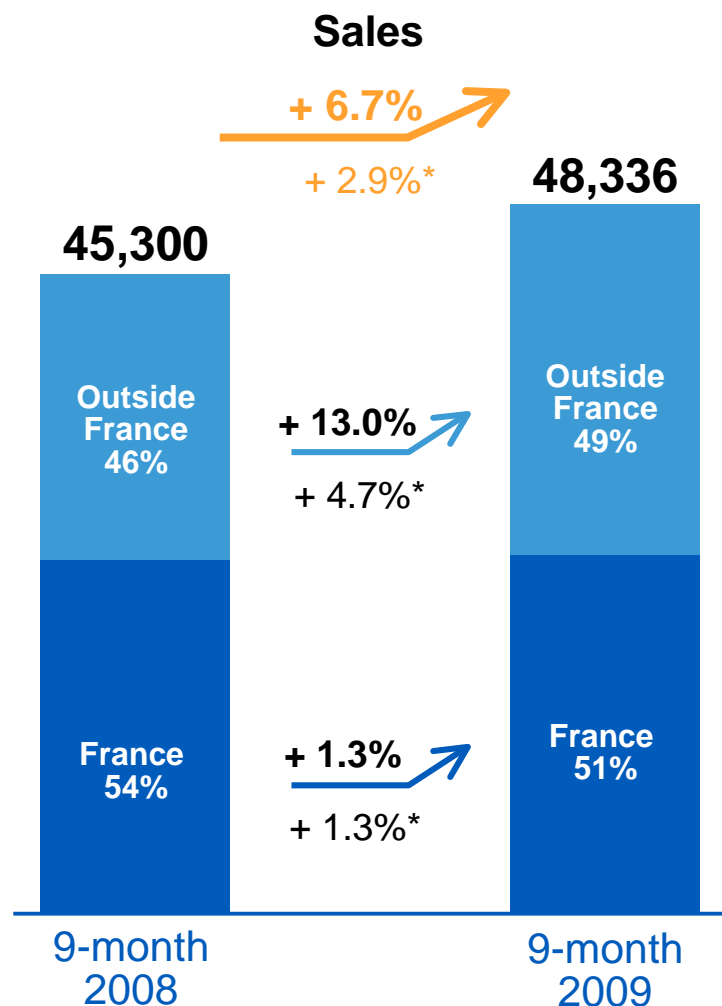
All statements other than statements of historical fact included in this presentation, including, without limitation, those regarding the financial position, business strategy, management plans and objectives for future operations of the Group, are forward-looking statements. These forward-looking statements involve known and unknown risks, uncertainties and other factors, which may cause actual results, performance or achievements of the Group, or industry results, to be materially different from those expressed or implied by these forward-looking statements. These forward-looking statements are based on numerous assumptions regarding the Group's present and future business strategies and the environment in which the Group expects to operate in the future. Important factors that could cause actual results, performance or achievements of the Group to differ materially from those in the forward-looking statements include, among other factors: the effective implementation of the Group's strategy, including in gas and energy-related services; the competitive framework of the European energy markets, especially of the French electricity supply market, which is the Group's main market; prevailing governmental policies, administrative decisions or delays, and regulatory actions, in particular with respect to regulated prices and allowed rates of return, and public service missions; the climatic environment, the level and volatility of wholesale electricity and fuel prices and supplies; risks associated with operating nuclear and other power generating facilities, including operating and liability risks and costs, equipment failure, availability and output; regulatory changes affecting the industry, including environmental, health or safety regulations that could require additional expenditures or otherwise affect the cost and manner of doing business; changes in the Group's structure and holdings related to the opening up of the French market to competition; the adaptation of the Group's technology and workforce to developments in the markets in which the Group operates; changes in market demand and demographic patterns; expectations with respect to the Group's obligations related to pensions and other employee benefits; the ability of the Group to realize anticipated cost savings, synergies and operating efficiencies; effective implementation of any acquisitions or disposals; the effect of accounting pronouncements issued periodically by accounting standard-setting bodies; weather conditions and other natural phenomena affecting the Group's operations, and accidents or ill-intentioned acts; changes in the Group's relationship with its employees or labor disputes; general economic and political conditions in the countries where the Group has operations; unanticipated changes in interest rates, currency exchange rates or rates of inflation; and widespread power outages in France or in an area served by a Group subsidiary.

Detailed information regarding these assumptions and risk factors are available in the "Document de Référence" of EDF filed with the Autorité des Marchés Financiers on April 14, 2009 under number D.09-0243, which is available on the AMF's website at www.amf-france.org and on EDF's website at www.edf.com

Forward-looking information contained in this document only apply at the date of this document and EDF does not commit to updating them later to reflect subsequent facts and circumstances or occurrence of unanticipated events.

EDF Group's sales 9 months to 30 September: €48.3 billion

In € million



- ▶ Group's sales up 6.7% to €48.3 billion driven by strong performance of international business (+13%)
- ▶ 2.9% organic growth
- ▶ Good overall resilience in demanding market conditions

Growth of International Business and other Activities

In € million

	9M 2009	9M 2008	Δ%	Δ% Org.
Group Sales	48,336	45,300	6.7 %	2.9 %
Of which Total International & Other Activities	23,562	20,854	13.0%	4.7%

- ▶ Strong performance in the United Kingdom (+ 44.3%): successful integration of British Energy and 12.1% organic growth
- ▶ Substantial growth in EDF Trading, EDF Energies Nouvelles and in Polish subsidiaries
- ▶ Resilient sales in Germany (+ 0.3% on organic basis) and very demanding conditions in Italy (- 9.3% on organic basis)
 - Germany: higher revenues in gas business
 - Italy: Significant increase in sales to end customers

Specific situation in generation/supply in France

In € million

	9M 2009	9M 2008	Δ%	Δ% Org.
Group Sales	48,336	45,300	6.7 %	2.9 %
Of which France	24,774	24,446	1.3%	1.3%

- ▶ End-user demand : - 8 TWh, of which industrial and business customers - 12 TWh
- ▶ Hydro and nuclear output, down - 19 TWh (of which nuclear output - 17 TWh)
- ▶ Net purchases of power on wholesale markets (13 TWh)

Continued strategy: enhancement of industrial positions and portfolio optimisation

▶ United States: Acquisition of 49.99% of CENG nuclear assets

- Acquisition of 49.99% of CENG, operating 5 highly efficient nuclear plants for a total capacity of 3.9 GW for a total consideration of \$4.5 billion
- All necessary approvals have been received now
- Closing of the transaction: 6 November 2009

▶ Europe: swaps* of power assets with E.on

- Access for EnBW (including capacity already acquired from E.on in May 2009) to an additional 1,740 MW generation capacity in Germany
- Transfer by EDF of its 18.75% stake in SNET (France) to E.on
- Acquisition by E.on of drawing rights of 800 MW of nuclear power in France

▶ Natural Gas: cooperation with Gazprom

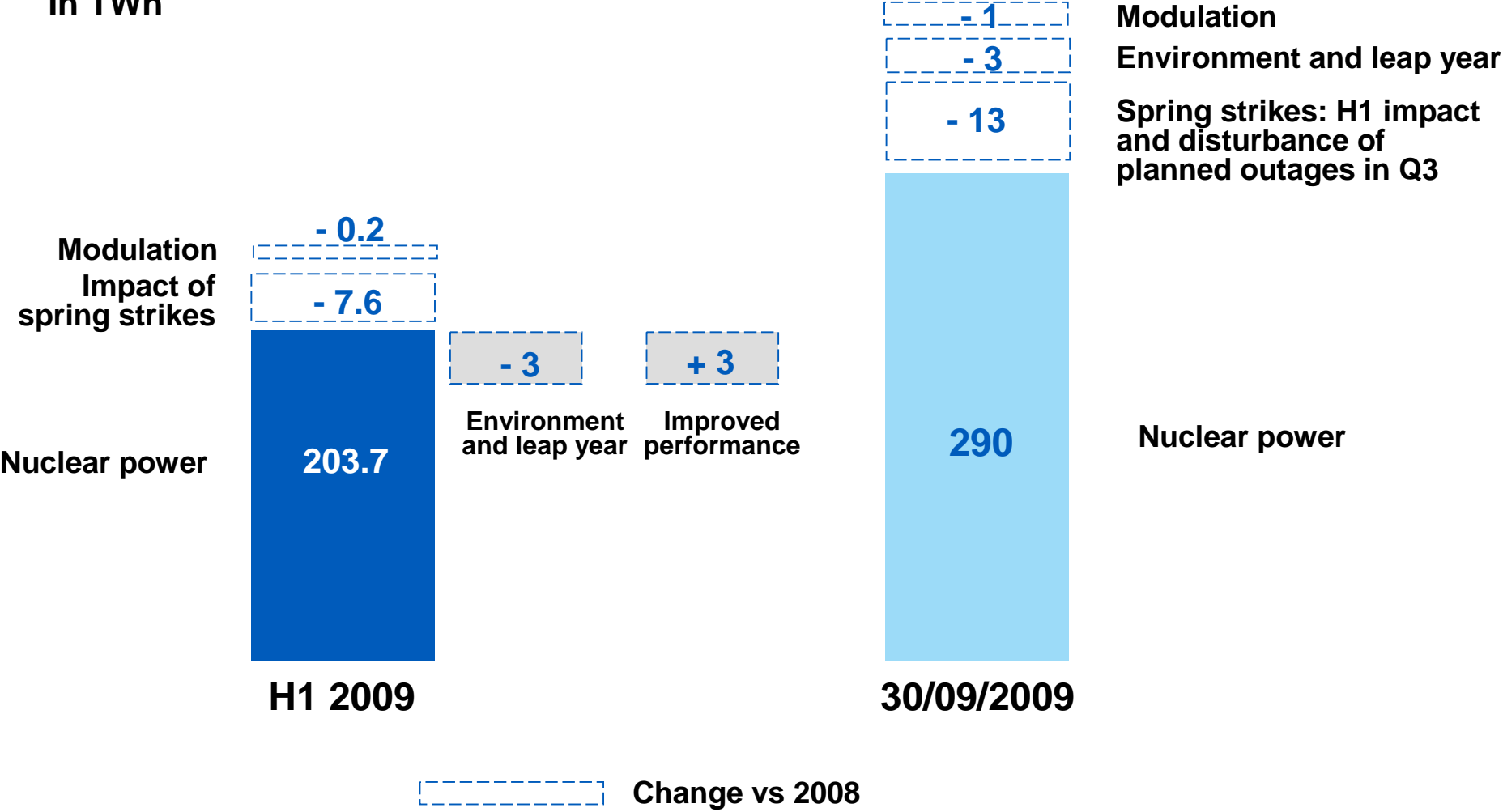
- Possible minority holding for EDF in the South Stream gas pipeline, in partnership with ENI
- Agreement to swap natural gas between the U.S. and European markets (0.5 bcm/yr over 5 years)

▶ UK: announcement of review of distribution networks ownership options

* Subject to approval from the competent authorities

Nuclear output as of 30 June 2009 and 30 September 2009

In TWh

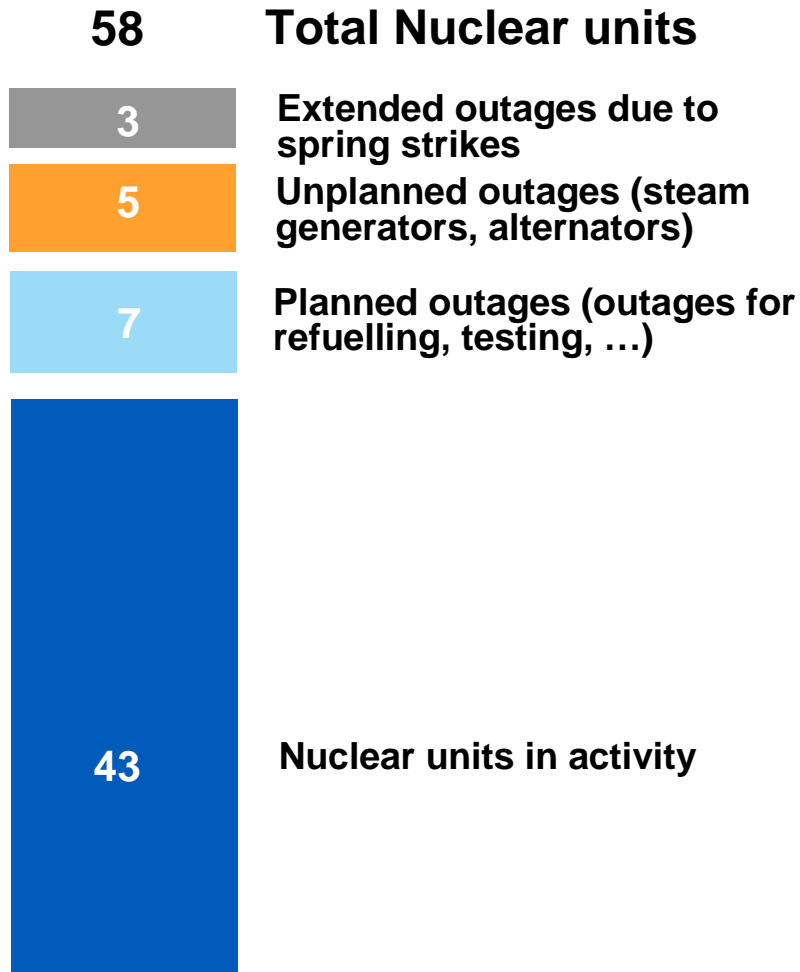


Several unplanned outages in the nuclear fleet in Q4 2009

- ▶ Unplanned outages, concentrated in Q4 2009: 6 TWh (6 TWh additional vs 9-month)
- ▶ Overall impact of strikes: 16 TWh (3 TWh additional vs 9-month)
- ▶ No change in modulation and environment and leap year (4 TWh in total for the Full Year)

Nuclear output around 390 TWh in 2009

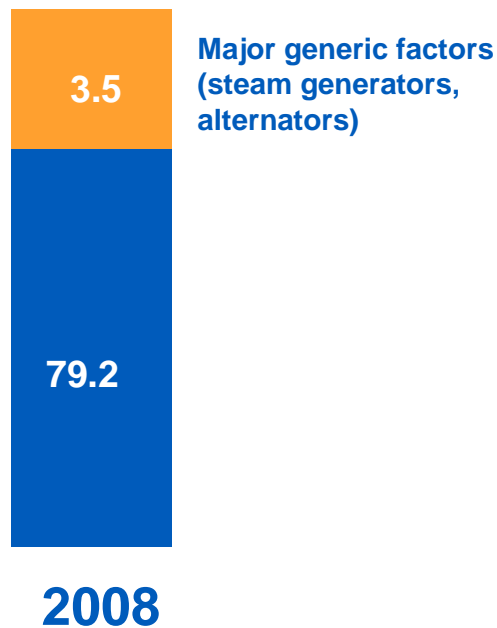
Current situation (as at 10 November 2009)



The large majority of units should be back in production before the year-end

Availability factor

In %



- ◆ Our objective in terms of availability factor will not be met this year
- ◆ Main technical causes for high impact outages in 2009:

- Steam generators

~2.5 points of Kd

- Alternators

~1.7 points of Kd

Investment decided in 2006 and scheduled between 2007/2012 should address the issue of these major components that need to be changed and contribute to lift significantly Kd to 85%

2009 outlook

- ▶ Strong increase in reported EBITDA, thanks to the contribution of British Energy
- ▶ EBITDA at constant scope and exchange rates close to 2008 level pre-TaRTAM, at standard winter climate conditions, as a consequence of lower nuclear output expected in Q4 2009
- ▶ Significant rise in reported Net Income (Group share)
- ▶ Decline in Net Income from ordinary operations as a consequence of lower nuclear output expected in Q4 2009
- ▶ Debt to EBITDA ratio between 2.5 and 3 times, before effect of announced disposals



APPENDIX



CHANGER L'ENERGIE ENSEMBLE

9M 2009 Sales

In € million	9M 2009	9M 2008	Δ%	Δ% Org.
Sales	48,336	45,300	6.7 %	2.9 %
Of which France	24,774	24,446	1.3%	1.3 %
United Kingdom	8,255	5,721	44.3%	12.1%
Germany	5,405	5,347	1.1%	0.3%
Italy	3,584	3,996*	-10,3%	-9,3%
Other International	2,279	2,164	5.3%	13.2%
Other Activities	4,039	3,626	11.4%	9.6%
Total International & Other Activities	23,562	20,854	13.0%	4.7%

* Sales adjusted to reflect the new presentation of net margin in Edison's trading activities